
















STALL QUESTIONS







SL.NO	QUESTIONS	OPTION1	OPTION2	OPTION2	IMAGES	ANSWERS
1	Near a pedestrian crossing, when the pedestrians are waiting to cross the road, you should?	Sound horn and proceed	Slow down, sound horn and pass	Stop the vehicle and wait till the pedestrians cross the road and then proceed		3
2	The following sign represents ?	Stop	No parking	Hospital ahead		1
3	You are approaching a narrow bridge, another vehicle is about to enter the bridge from opposite side you should ?	Increase the speed and try to cross the bridge as fast as possible	Put on the head light and pass the bridge	Wait till the other vehicle crosses the bridge and then proceed		3
4	The following sign represents ?	Keep left	There is no road to the left	Compulsory turn left		3
5	When a vehicle is involved in an accident causing injury to any person	Take the vehicle to the nearest police station and report the accident	Stop the vehicle and report to the police station	Take all reasonable steps to secure medical attention to the injured and report to the nearest police station within 24 hours		3
6	The following sign represents...	Give way	Hospital ahead	Traffic island ahead		1
7	On a road designated as one way	Parking is prohibited	Overtaking is prohibited	Should not drive in reverse gear		3





8	The following sign represents..	No entry	One way	Speed limit ends		2
9	You can overtake a vehicle in front	Through the right side of that vehicle	Through the left side	Through the left side, if the road is wide		1
10	The following sign represents..	Right turn prohibited	Sharp curve to the right	U-turn prohibited		3
11	When a vehicle approaches an unguarded railway level crossing, before crossing it, the driver shall	Stop the vehicle on the left side of the road, get down from the vehicle, go to the railway track, and ensure that no train or trolley is coming from either side	Sound horn and cross the track as fast as possible	Wait till the train passes		1
12	The following sign represents..	Pedestrian crossing	Pedestrians may enter	Pedestrians prohibited		1
13	How can you distinguish a transport vehicle.	By looking at the tyre size.	By colour of the vehicle.	By looking at the number plate of the vehicle.		3
14	The following sign represents..	Keep right side	Parking on the right allowed	Compulsory turn to right		2
15	Validity of learners licence	Till the driving licence is obtained	6 months	30 days		2
16	The following sign represents..	U- Turn prohibited	Right turn prohibited	Overtaking through left prohibited		2






17	In a road without footpath, the pedestrians	Should walk on the left side of the road	Should walk on the right side of the road	May walk on either side of the road		2
18	The following sign represents..	Horn prohibited	Compulsory sound horn	May sound horn		1
19	Free passage should be given to the following types of vehicles	Police vehicles.	Ambulance and fire service vehicles	Express, Super Express buses		2
20	The following sign represents..	Roads on both sides in front	Narrow bridge ahead	Narrow road ahead		2
21	Vehicles proceeding from opposite direction should be allowed to pass through	Your right side	Your left side	The convenient side		1
22	The following sign represents..	First aid post	Resting place	Hospital		3
23	Driver of a vehicle may overtake ...	while driving down hill	If the road is sufficiently wide	When the driver of the vehicle in front shows the signal to overtake		3
24	The following sign represents..	First aid post	Resting place	Hospital		1
25	Driver of a motor vehicle shall drive through	The right side of the road	The left side of the road	The Center of the road		2






26	The following sign represents..	Hospital	Resting place	First aid post		2
27	When a Vehicle is parked on the road side during night	The vehicle should be locked	The person having licence to drive such a vehicle should be in the drivers seat	The park light shall remain lit		3
28	The following sign represents..	Road closed	No parking	End of speed restriction		3
29	Fog lamps are used	During night.	When there is mist.	When the opposite vehicle is not using dim light		2
30	The following sign represents..	Narrow road ahead	Narrow bridge ahead	Roads on both sides ahead		1
31	Zebra lines are meant for..	stopping vehicle.	pedestrians crossing	for giving preference to vehicle		2
32	The following sign represents..	Railway station near	Level crossing unguarded	Level crossing Guarded		2
33	When an ambulance is approaching ..	allow passage if there are no vehicles from front side.	no preference need be given.	the driver shall allow free passage by drawing to the side of the road		3
34	The following sign represents..	Entry through right side prohibited	Entry through left prohibited	Overtaking prohibited		3







35	Red traffic light indicates ..	vehicle can proceed with caution.	stop the vehicle.	slow down.		2
36	The following sign represents..	Cross road	No entry	Hospital		1
37	Parking a vehicle in front of entrance to hospital	Proper	Improper	Proper if NO PARKING sign is not provided		2
38	The following sign represents..	Restriction ends	No entry	No overtaking		2
39	Where the slippery road sign is seen on the road, the driver shall	reduce the speed by changing the gear	apply brake	proceed in the same speed		1
40	The following sign represents..	May turn to left	Compulsory go ahead or turn left	Side road left		3
41	Overtaking is prohibited in following circumstances	when it is likely to cause inconvenience or danger to other traffic	when the vehicle in front is reducing speed	during night		1
42	The following sign represents..	Sound horn compulsory	Sound horn continuously	Horn prohibited		1
43	Overtaking when approaching a bend	is permissible	not permissible	is permissible with care		2
44	The following sign represents..	Road to the right in front	Compulsory turn right	Turn to right prohibited		2
45	Drunken driving	allowed in private vehicles	allowed during night time	prohibited in all vehicles.		3

46	The following sign represents..	End of restriction	Do not stop	No parking		3
47	Use of horn prohibited	Mosque, Church and Temple	Near Hospital, Courts of Law	Near Police Station		2
48	The sign represents	Go straight	One-way	Prohibited in both direction		3
49	Rear view mirror is used	for seeing face	for watching the traffic approaching from behind	for seeing the back seat passenger		2
50	The sign represents	No entry for motor vehicles	No entry for cars and motor cycles	Entry allowed for cars and motor vehicles		2
51	Boarding in and alighting from a vehicle while in motion	Permitted in bus	permitted in autorikshaw	prohibited in all vehicles		3
52	The sign represents	Trucks Prohibited	Bus Prohibited	Heavy vehicles Prohibited		1
53	Parking is permitted	In turnings	On foot paths	Where parking is not prohibited		3
54	The sign represents	Bullock carts and Hand carts prohibited	Cycle prohibited	All vehicles prohibited		1
55	When fuel is filled in a vehicle	shall not check air pressure	shall not smoke	shall not use any light of the vehicle		2
56	The sign represents	Students prohibited	Pedestrians permitted	Pedestrians prohibited		3





57	Mobile phones shall not be used	in Government offices	in Police Stations	While driving a vehicle		3
58	The sign represents	Overtaking prohibited through the right side	Turn left	Left turn Prohibited		3
59	Overtaking is prohibited	When the road ahead is not clearly visible	when the road ahead is wide enough	when the road center is marked with white broken lines		1
60	The sign represents	Drive the vehicle not exceeding 50 km/hr.	Drive the vehicle at 50 km/hr	drive the vehicle exceeding 50km/hr.		1
61	The pedestrians shall not cross the road at sharp bends or very near to a stopped vehicle. Why?	Inconvenience to other vehicles.	Inconvenience to other road users.	Drivers of other vehicles coming at a distance may not see persons crossing the road.		3
62	The sign represents	Speed limit 2km/hr	No entry for vehicles having more than 2 meters width.	No entry for vehicles having more than 2 meters height		2
63	Records of a private vehicle are	Registration Certificate, G.C.R., Insurance Certificate	Registration certificate., Insurance Certificate, Tax Token, Driving Licence	Registration Certificate, Permit, Trip Sheet		2
64	The sign represents	Entry only for vehicles with height above 3.5 meters .	Entry only for vehicles with width above 3.5 meters .	Entry for vehicles having height not exceeding 3.5 meters.		3






65	While turning to a road to the left of the road in which you are going, you should	Show the left turn signal, drive to the center and turn to the left	Sound horn and turn to the left	Show the left turn signal, keep to the left side of the road and turn to the left.		3
66	The sign represents	Stop	No Stopping or standing	Junction		2
67	Validity of P.U.C.C. Pollution Under Control Certificate	6 months	One Year	Two years		1
68	The sign represents	No entry	Ahead only	Entry in both direction		2
69	While you are driving with the head light in high beam during night, a vehicle approaches from opposite direction, you will	Proceed keeping to the left	Put the head light in dim and bright alternatively several times	Dim the head light till the vehicle passes		3
70	The sign represents	Compulsory ahead or turn right	Compulsory ahead or turn left	Side road ahead		2
71	The Driver of a vehicle extends his right arm with the palm downward and moves the arm upward and downward several times. You will understand that	He is turning to the left	He is slowing down the vehicle	Allowing to overtake		2
72	The sign represents	Stop on the left side	Compulsory keep left	Turn left		2
73	The sign represents	Right ascend	Right hand curve	Keep right		2

74	When you see the traffic sign School, you should	Stop the vehicle, sound horn and proceed.	Slow down and proceed with caution	Sound horn continuously and proceed		2
75	The sign represents	Left hand curve	Left ascend	Keep left		1
76	While turning to the left, the driver of a two wheeler shall	Extend his left hand towards left	Not show hand signal	Show left turn signal with his right hand		3
77	The sign represents	Right hair pin bend	Right ascend and descend	Right descend		1
78	The Signal while taking U-turn	Left turn signal	Right turn signal	Slow down signal		2
79	The sign represents	Left descend	Left hair pin bend	Keep left		2
80	The driver of a vehicle shall not take U-turn	In a road where there is no traffic restrictions	In a busy road	When there are vehicles passing through the left		2
81	The sign represents	Right reverse bend	Left reverse bend	Turn right and go ahead		1
82	The sign represents	Right reverse bend	Left reverse bend	Turn left and go ahead		2
83	Before overtaking a vehicle, it should be ensured that	No vehicle is approaching from behind	The road ahead is clearly visible and it is safe to overtake	The vehicle in front is turning left.		2

84	The sign represents	Side road left	Speed limit	Axle weight limit		3
85	Number of persons can be carried in the cabin of a Goods Carriage	5 Persons	Sufficient persons for loading and unloading the goods	As many persons as recorded in the Registration Certificate		3
86	The sign represents	Turn right	Side road right	Keep right		2
87	When your vehicle is being overtaken, you should	Stop your vehicle and let the vehicle to overtake	Increase the speed of your vehicle	Not obstruct the other vehicle from overtaking		3
88	The sign represents	Major Road ahead	Cross Road ahead	Narrow road ahead		1
89	The sign represents	Turn right	Turn left	Round about		3
90	The hand brake is to be used	To reduce the speed	To apply sudden brake	To park a vehicle		3
91	The sign represents	Narrow road ahead	Dangerous dip	Ferry		2
92	More than two persons on a two wheeler is	Allowed in unavoidable circumstances	Violation of law	Allowed when the traffic is less		2
93	The sign represents	Guarded level cross	Unguarded level cross	Barrier ahead		1





94	You want to overtake a vehicle near a hospital. You will	Blow the horn continuously.	Not blow horn.	Blow the horn only intermittently.		2
95	The sign represents	Y-inter section left	Y-inter section right	Side road left		1
96	Using unregistered vehicle in public place is	Illegal	Legal	Legal if there is urgency		1
97	The sign represents	Y-inter section left	Y-inter section right	Side road right		2
98	Minimum age for obtaining driving licence for transport vehicles.	25 years	18 years	20 years		3
99	The sign represents	Turn left	Turn right	Y-inter section		3
100	Overtaking is prohibited in the following case	State highway	Panchayath roads.	Narrow bridge.		3
101	The following sign represents..	Road to the right in front	There are roads ahead and to the right	Compulsory go ahead or turn to right		3
102	If a person in charge of an animal apprehending that the animal may become unmanageable, request to stop a vehicle.	The driver shall stop the vehicle.	The driver shall proceed, blowing the horns.	The driver shall reduce the speed.		1
103	The sign represents	Slippery road	Gravel road	No entry for motor car		1




104	Parking prohibited in the following case ..	road side.	where parking is permitted.	near traffic light.		3
105	The sign represents	Loose gravel	Slippery road	No entry for motor car		1
106	Over speeding.....	is an offence leading to suspension or cancellation of driving licence	is an offence leading to punishment by fine only	is not an offence		1
107	The sign represents	Cycle crossing	Cycle crossing prohibited	No entry for cycles		1
108	When school buses are stopped for picking up or setting down students	Blow horn and proceed	proceed slowly and cautiously since there is chance of students suddenly crossing the road	No special care is required		2
109	The sign represents	Cattle prohibited	Possibility of cattle on road	Vehicles carrying cattle prohibited		2
110	When a blind person crosses the road holding White Cane	The driver of a vehicle shall consider the white cane as a traffic sign to stop the vehicle	Blow the horn and proceed	Slow down and proceed with caution		1
111	The sign represents	School ahead	Pedestrians crossing	Pedestrians crossing prohibited		1
112	When a motor vehicle is involved in an accident	shall report to the nearest police station within 24 hours	shall report to the nearest police station within 12 hours	shall report to the nearest police station within 48 hours		1

113	The sign represents	Men at work	Children playing	Pedestrian crossing		1
114	When any property of a third party is damaged due to an accident	driver shall report to the nearest police station within 24 hours	driver shall report to the nearest police station within 7 days	need not report to any police station		1
115	The sign represents	Rough road	Slippery road	Falling rocks		3
116	When the vehicle behind has begun to overtake our vehicle	We shall not overtake another vehicle.	we can overtake another vehicle.	we can overtake another vehicle blowing horn		1
117	The sign represents	Bridge ahead	Ferry	Refreshment stall ahead		2
118	The driver of the vehicle in front has not given signal for overtaking	We can overtake	we shall not overtake	we can overtake blowing horn		2
119	The sign represents	Steep ascend	Steep descend	Slippery road		1
120	When our vehicle is being overtaken	We shall not increase speed	We can increase speed	We can increase speed with due care		1
121	The sign represents	Steep ascend	Steep descend	Slippery road		2
122	Parking is prohibited in the following place	Entrance of hospital	Left side of the road	Market area		1
123	The sign represents	Narrow road ahead	Y-intersection	Road widens ahead		3

124	Parking is prohibited in the following place	blocking a fire hydrant	near a public well	left side of the road		1
125	The sign represents	Drainage in middle	Bridge ahead	Gap in median		3
126	To carry pillion rider on a motor cycle	the vehicle shall be provided with foot rest, hand grip and sari guard	the vehicle shall be provided with side car	vehicle shall be provided with rear view mirror		1
127	The sign represents	Hump or rough road	Zigzag road	Ghat road		1
128	Smoking while driving public service vehicle	can attract suspension of driving licence	can attract fine only	None of the above		1
129	The sign represents	Barrier ahead	Railway cross ahead	Weighbridge ahead		1
130	Abandoning vehicle in a public place causing in convenience to others or passengers	the driving licence is liable to be suspended or cancelled	only fine is attracted	None of the above		1
131	The sign represents	No thorough side road	Left turn	Bridge ahead		1
132	The sign represents	Ferry ahead	Main road ahead	No thorough road		3

133	The sign represents	Parking prohibited	Parking both sides	Police aid post		2
134	The sign represents	Parking lot - scooters and motor cycles	Scooters and motor cycles prohibited	Scooters and motor cycles repairing		1
135	When you reach an intersection where there is no signal light or police man, you will	Give way to traffic approaching the intersection from other roads	Give proper signal, sound the horn and proceed	Give way to the traffic approaching the intersection on your right side and proceed after giving necessary signals.		3
136	The sign represents	No entry for private cars	Parking lot - Taxis	Parking for police vehicles		2
137	While you are approaching an intersection where the yellow signal light is blinking, you should	As there is no restriction, proceed at the same speed	Stop the vehicle and wait for the green light to appear	Slow down the vehicle and proceed only after ensuring that it is safe to do so		3
138	The sign represents	Petrol pump	Parking lot - Autorikshaws	Autorikshaw parking prohibited		2
139	Where the road is marked with continuous yellow line the vehicle should	Not touch or cross the yellow line	Allow to overtake only through the right side of yellow line	Cross the line only when overtaking a vehicle in front		1

140	The signal represents	Request to stop the vehicle coming behind	Intends to turn right	Request to stop the vehicle from opposite direction		2
141	While you are driving on gradient roads, you should	Give precedence to the vehicles coming down the hill	Give precedence to the vehicles going up the hill	Give precedence to the vehicles carrying heavy load		2
142	The signal represents	Intends to turn left	Intends to turn right	Request to stop all other vehicles		1
143	The driver of a tractor shall not carry	Any person other than the driver.	More than three persons other than the driver.	More than two persons including the driver.		1
144	The signal represents	Intends to turn right	Request to stop the vehicle coming from opposite direction	Intends to slow down the vehicle		3
145	While a vehicle entering a main road from a branch road, the driver shall give preference.	To the vehicles coming from the left	To the vehicles coming from the right	To all vehicles proceeding along the main road		3
146	The signal represents	Intends to go straight	Intends to stop the vehicle	Intends to turn right		2
147	You can overtake a vehicle through the left side if	The driver of that vehicle indicates his intention to turn right and proceeds to the center of the road	There is sufficient space on the left side	That vehicle moves slowly		1

148	The signal represents	Request to stop the vehicle from behind	Request to pass the vehicle from behind	Request to stop the vehicle from front		1
149	The signal represents	Request to pass the vehicles coming from the left	Request to pass the vehicle coming in opposite direction	Request to stop the vehicle from behind and front		3
150	A vehicle can be seized by authorised officers, if	The vehicle is not covered by a valid registration or permit	The vehicle is not covered by a valid insurance	The vehicle exceeds the speed limit		1
151	The signal represents	Request to stop the vehicle from front	Request to stop the vehicle from behind	Request to pass the vehicle from front		1
152	Type of horn permitted	Air- horn	Multi-toned horn	Electric horn		3
153	Road on which driving in reverse gear is prohibited	One-way road	Steep descending road	Steep ascending road		1
154	If drunken driving is detected, the driver is liable to be punished with...	Imprisonment which may extent to 6 months or Rs.2000/- as fine or both	Imprisonment which may extent to 1 year or fine up to Rs.4000/- or both	2 years rigorous imprisonment		1
155	You hold a learners licence for motor cycle	You will drive when the traffic is less	You will drive the vehicle only when an instructor holding driving licence to drive motor cycle accompanies	You will not carry any other person on the motor cycle except for the purpose of getting instructions from an instructor who holds a		3

156	When the yellow light at an intersection appear on the signal light, the driver of a approaching vehicle should	Ensure safety and drive away	Slow down to stop	Sound horn and proceed		2
157	All motor vehicles must be covered by	Life Insurance	Third party Insurance	Comprehensive Insurance		2
158	Minimum distance to be kept from the vehicle going in front	10 meter	5 meter	safe distance according to speed.		3
159	The number of passengers permitted to be taken in private vehicle is recorded in the	Registration Certificate	Tax Token	Permit		1
160	Overtaking is prohibited when ..	the road is marked with broken center line in white colour.	the road is marked with continuous center line in yellow colour.	vehicle is driven on a steep hill.		3
161	If the road is marked with broken white lines, you ...	shall not change track.	can change track if required.	shall stop the vehicle.		2
162	Blinking red traffic light means.	stop the vehicle till green light glows.	stop the vehicle and proceed if safe.	reduce speed and proceed.		2
163	What is defensive driving ?	Driving cautiously anticipating violation of trafficrules and road signs both by drivers and other road users.	Driving with sole aim of reaching the destination with no regards to road signs.	Driving on the assumption that other road users will be cautious about their safety.		1
164	What is meant by stop line	A line with 5 centimeters width in white or yellowcolour at the approach of road junction or pedestrian crossing	A line drawn through the center of the road in yellow colour	A broken white line through the center of the road		1

165	Before starting the engine of a vehicle	Check radiator water level and engine oil level	Check head light	Check brake		1
166	Maximum permissible speed of a motor cycle	No Limit	50 Km/hr	60 Km/hr		2
167	Maximum permissible speed of a motor car near educational institution .	40 km/hour	25 km/hour	30 km/hour		2
168	Maximum permissible speed of a two wheeler near educational institution.	25 km/hour	30 km/hour	40 km/hour		1
169	When lorries are loaded	The load can be projected to both sides within 30 cm.	The load shall not project on both sides.	The load can be projected to both sides within 50 cm.		2
170	Maximum length of load that can be projected from the rear part of a goods carriage	150 cm	'0' cm	120 cm		2
171	Maximum permissible speed of heavy motor vehicles in the cities	35 Km/hr	45 Km/hr	60 Km/hr		2
172	Maximum distance allowed between towing and towed vehicles	15 meters	5 meters	10 meters		2
173	Maximum permissible speed of a motor cycle in cities.	40 km/hour	30 km/hour	50 km/hour		1
174	Maximum speed permitted for vehicles towing another vehicle.	20 km/hour	24 km/hour	32 km/hour		2
175	Circumstances in which a motor cycle can be driven at the speed of 60 km/hour.	During night .	During day time.	Under no circumstances.		3

176	The maximum speed permitted for motor cycles in city during night time	25Km/hr	30 Km/hr	40 Km/hr		2
177	Maximum permitted weight that can be carried on a goods carriage.	No limit	allowed as per permit	10 ton		2
178	Maximum permissible speed of an autorickshaw near educational institution.	35 km/hour	25 km/hour	20 km/hour		2
179	Maximum permissible speed of a light motor vehicle near educational institution.	45 km/hour	35 km/hour	25 km/hour		3
180	Maximum permissible speed of an autorickshaw.	50 Km/hr	30 Km/hr	40 Km/hr		3
181	According to section 112 of the Motor Vehicles Act 1988	Speed limit shall not be exceeded	Shall not drive after consuming alcohol	Shall not use vehicle on road without paying tax		1
182	Section 113 of the Motor Vehicle Act 1988 stipulates that the driver should not drive a vehicle....	After consuming alcohol.	Exceeding the speed limit	Exceeding the weight permitted to carry		3
183	Maximum speed allowed to vehicles passing a procession	15 KM/hr	25 KM/hr	35 KM/hr		1
184	The height limit of load on goods vehicle from ground level.	3.8 meters	3 meters	no limit.		1
185	Maximum permissible speed of heavy motor vehicle near education institution.	35 km/hour	25 km/hour	15 km/hour		3

186	Maximum permissible speed of heavy passenger motor vehicle near educational institution .	35 km/hour	25 km/hour	15 km/hour		3
187	According to section 129 of Motor Vehicle Act 1988 a person driving a motor cycle shall	wear jerkins	wear helmet	wear shoes		2
188	Maximum permissible speed of a medium motor vehicle near educational institution.	15 km/hour	25 km/hour	35 km/hour		1
189	Maximum permissible speed of heavy motor vehicles	70 Km/hr	65 Km/hr	50 Km/hr		2
190	You wish to take "U" turn at an intersection controlled by a traffic light you should	Drive to another intersection that has no traffic light	Wait until the light turns green before making the "U" turn	Make the "U" turn if there is a policeman at the intersection		3
191	Zig-Zag driving is	Dangerous to two-wheelers only	Dangerous to all at all times	Dangerous to four-wheelers vehicles		2
192	You are on a long downhill slope. What should you do to help control the speed of your vehicle ?	change to low gear	Stop the Engine	select neutral		1
193	To supervise a learner driver you MUST	Be an approved driving instructor	Hold a Driving licence	Hold a learner's licence		1
194	It is essential to wear a helmet while driving a two-wheeler because	It is for your individual safety	Otherwise you will be caught by the traffic police	It is necessary for uniformity on the road		1
195	When you shall sound the horn of your vehicle ?	to give you right of way	to warn other drivers of your presence	to attract a friend's attention		1

196	You are behind a bus that has stopped to pickup or drop off passengers you should	wait behind patiently	overtake from the left	overtake from the pedestrians		1
197	You are overtaking a car at night. You must ensure that	you do not dazzle other road users	you flash headlamps before overtaking	your rear fog lights are switched on		2
198	The middle lane is for	overtaking	two wheelers	traffic at 40 km/h		3
199	You stop for pedestrians waiting to cross at a zebra crossing. They do not start to cross. What should you do ?	sound your horn	be patient and wait	drive on		2
200	You are allowed to park	on a footpath	at top of a hill	neither of these two alternatives		3
201	A high beam in foggy conditions	is good because you can see more	is bad because it reflects back and can dazzle	make sure others can see you		2
202	Dipping your lights is necessary when	you want to overtake	it is foggy	following a vehicle		2
203	You are driving. A vehicle comes up quickly behind, flashing head lamps. You should	accelerate to maintain gap behind you	touch the breaks to show your brake lights	allow the vehicle to over take, if safe		3
204	You are driving in rain. Why should you keep well back from the vehicle in front ?	in case it changes direction suddenly	in case its fog lights dazzle you	in case it stop suddenly		3